

THE SHOPS OF UPTOWN

PARK RIDGE, IL



SIZE

45,686 square feet

DEMOGRAPHICS

1 mile	3 mile	5 mile
Population		
21,245	161,961	429,564
Households		
7,917	62,490	164,838
Median HH Income (\$)		
147,782	100,180	91,576

MAJOR TENANT(S)

Trader Joe's
LensCrafters
Club Pilates Park Ridge

LEASING CONTACT

Andrew Schrage
Mobile (317) 508-8119
aschrage@phillipsedison.com

MORE INFO

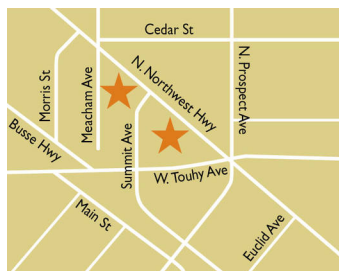
www.phillipsedison.com

LOCATION

190 N Northwest Highway | Park Ridge, IL 60068

PROPERTY HIGHLIGHTS

- Anchored by Trader Joe's, a leading grocer in the fresh format category
- National tenants include Pure Barre, LensCrafters, Verizon Wireless, OrangeTheory Fitness and more
- Situated at the three-way intersection of Northwest Highway, Prospect Avenue and Touhy Avenue, and the Park Ridge Metra Station which sees average daily ridership of 37,900
- Services a population greater than 161,900 in a three-mile radius with an average household income exceeding \$129,500



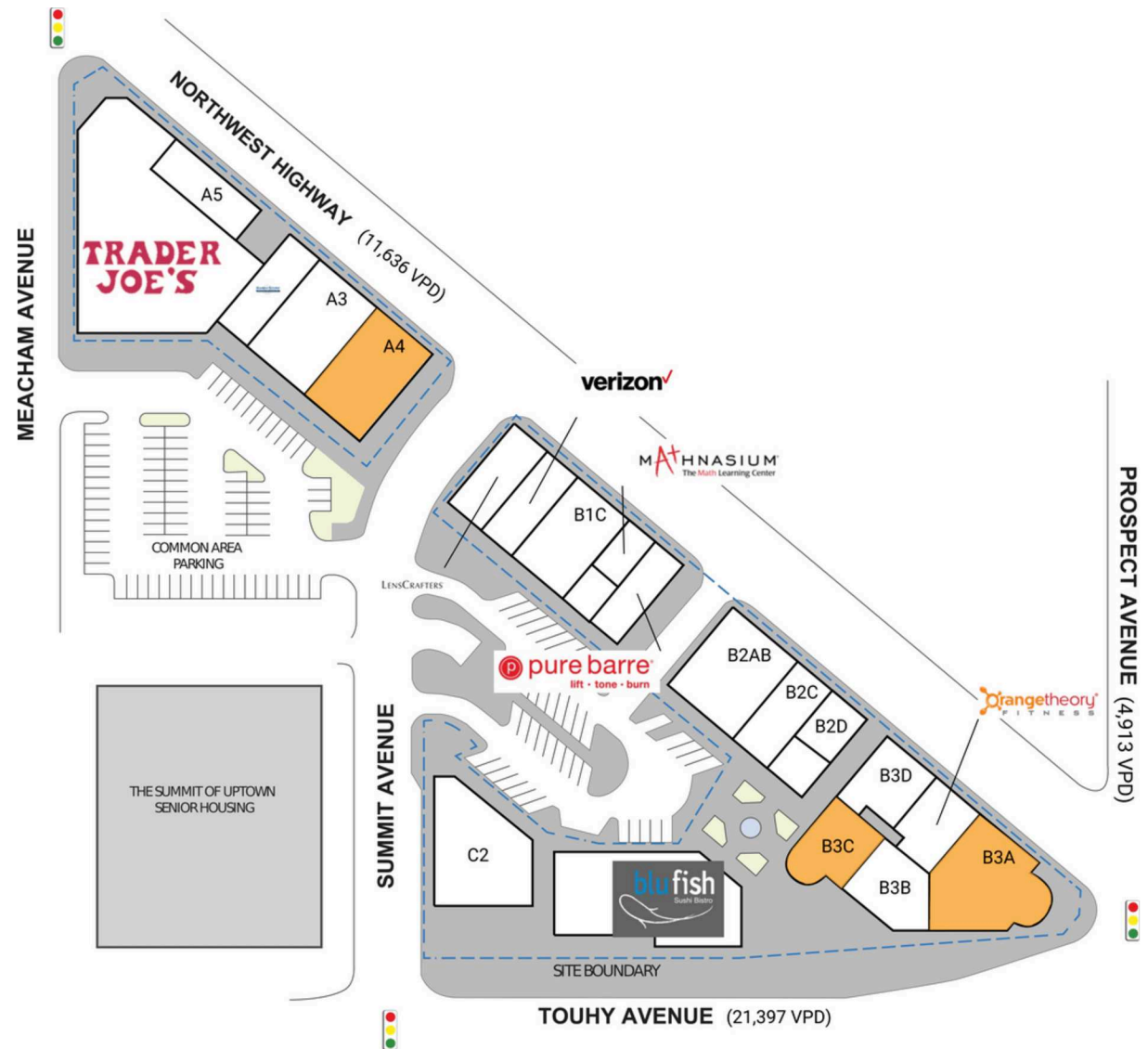
PHILLIPS EDISON & COMPANY®

THE SHOPS OF UPTOWN

190 N Northwest Highway | Park Ridge, IL 60068

SPACE	TENANT	SQ. FT.
A1	Trader Joe's	12,000 SF
A2	Hand & Stone Massage and Facial Spa	2,247 SF
A3	Kriser's Feeding Pets For Life	4,498 SF
A4	AVAILABLE	4,077 SF
A5	Milan Laser Hair Removal	1,894 SF
B1A	LensCrafters	2,119 SF
B1B	Verizon	1,814 SF
B1C	Pique	3,968 SF
B1D	Pure Barre	1,878 SF
B1E	Mathnasium	1,150 SF
B2AB	Mr. Stacks	5,324 SF
B2C	Uptown Dentistry	2,044 SF
B2D	Club Pilates Park Ridge	1,487 SF
B3A	AVAILABLE	4,339 SF
B3A2	Orangetheory Fitness	2,464 SF
B3B	Mughal Biryani House	2,632 SF
B3C	AVAILABLE	2,322 SF
B3D	Aligned Modern Health	2,095 SF
C1	Blufish Sushi Bistro	7,041 SF
C2	ZAZA Woodfire & Wine Bar	5,009 SF
Shad1	Residences of Uptown Lofts	
Shad2	Uptown Condos	
Shad3	City of Park Ridge	
TOTAL SQ. FT.		45,686

 Available	 Occupied
 Leased (not occupied)	 Owned by Others
 Site Boundary	



DISCLAIMER - This site plan is for general information purposes only and is not intended to constitute representations and warranties by Landlord as to the ownership of the real property depicted herein or the identity or nature of any occupants thereof.

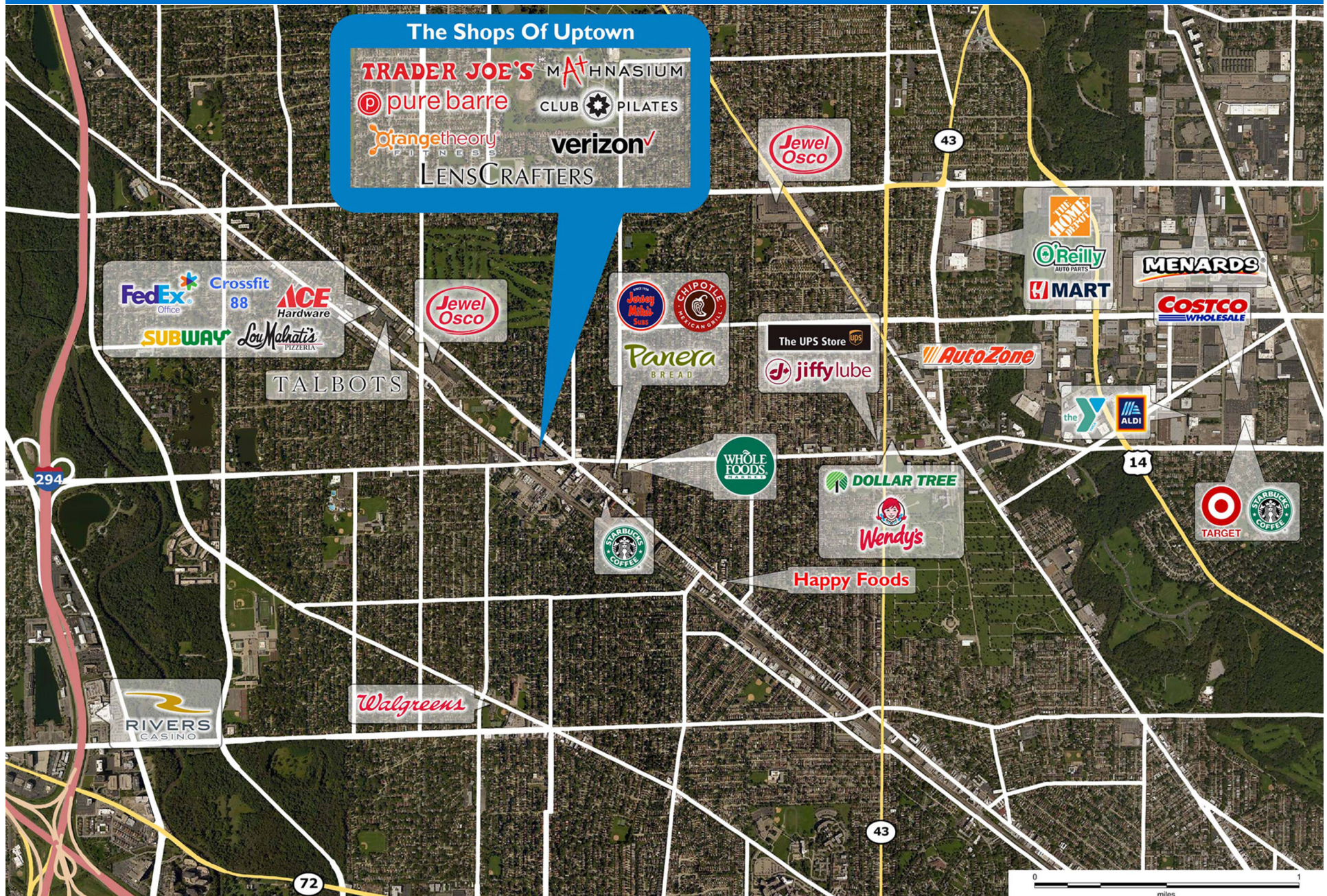
THE SHOPS OF UPTOWN

190 N Northwest Highway | Park Ridge, IL 60068



THE SHOPS OF UPTOWN

190 N Northwest Highway | Park Ridge, IL 60068



Demographic Summary Report

1990 - 2000 Census, 2023 Estimates & 2028 Projections

Calculated using TAS Retrieval Retrieval

Apr 17, 2024



Latitude: 42.011537

Longitude: -87.830418

The Shops of Uptown Park Ridge, IL		1.00 Mile Radius	3.00 Mile Radius	5.00 Mile Radius
Population	Q4 2023 Estimated Population	21,245	161,961	429,564
	2028 Projected Population	20,645	158,251	423,108
	2010 Census Population	20,074	156,673	414,396
	2000 Census Population	20,110	156,051	409,678
	1990 Census Population	19,823	152,484	388,177
	Historical Annual Growth 1990 to 2000	0.14%	0.23%	0.54%
	Historical Annual Growth 2000 to 2010	-0.02%	0.04%	0.11%
	Estimated Annual Growth 2010 to 2023	0.41%	0.24%	0.26%
	Projected Annual Growth 2023 to 2028	-0.57%	-0.46%	-0.30%
	Median Age	44.3	44.4	44.1
Households	Q4 2023 Estimated Households	7,917	62,490	164,838
	2028 Projected Households	7,688	61,017	162,311
	2010 Census Households	7,581	61,456	160,664
	2000 Census Households	7,709	61,779	160,363
	1990 Census Households	7,425	59,689	153,199
	Historical Annual Growth 1990 to 2000	0.38%	0.34%	0.46%
	Historical Annual Growth 2000 to 2010	-0.17%	-0.05%	0.02%
	Estimated Annual Growth 2010 to 2023	0.32%	0.12%	0.19%
	Projected Annual Growth 2023 to 2028	-0.59%	-0.48%	-0.31%
	Population per Household	2.65	2.56	2.58
Population by Race	White	86.4%	69.3%	63.2%
	Black or African American	0.5%	1.6%	2.5%
	Asian & Pacific Islander	3.2%	13.6%	15.1%
	Other Races	2.8%	3.1%	3.1%
	Hispanic Population	7.0%	12.4%	16.2%
Income	Average Household Income	\$185,971	\$129,516	\$122,066
	Median Household Income	\$147,782	\$100,180	\$91,576
	Per Capita Income	\$70,338	\$50,535	\$47,299
Education (Age 25+)	Elementary	0.8%	3.7%	4.8%
	Some High School	1.3%	3.9%	4.1%
	High School Graduate	12.3%	20.5%	21.6%
	Some College	14.2%	16.9%	17.2%
	Associates Degree Only	4.8%	6.4%	7.2%
	Bachelors Degree Only	40.9%	29.5%	27.6%
	Graduate Degree	25.8%	19.1%	17.5%
Business	Number of Businesses	636	5,939	12,775
	Total Number of Employees	7,577	84,813	187,736
	Employees per Business	11.92	14.28	14.70
	Residential Population per Business	33.43	27.27	33.62

This report was produced using data from private and government sources deemed to be reliable and is herein provided without representation or warranty.