

STAUNTON PLAZA

STAUNTON, VA



SIZE

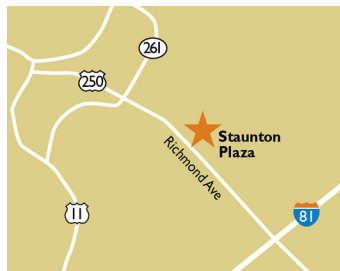
80,266 square feet

DEMOGRAPHICS

	1 mile	3 mile	5 mile
Population	1,750	24,045	41,898
Households	782	10,540	17,701
Median HH Income (\$)	57,110	62,049	62,712

MAJOR TENANT(S)

Martin's



LOCATION

1015 Richmond Road | Staunton, VA 24401

PROPERTY HIGHLIGHTS

- Anchored by Martin's which includes a fuel center
- Located in Staunton, Virginia with a population exceeding 24,000 in a three-mile radius
- The center is located in the middle of the retail hub for the Staunton area and is situated just off Interstate 81 which is one of the major thoroughfares into downtown Staunton

LEASING CONTACT

Andrew Schrage
Mobile (317) 508-8119
aschrage@phillipsedison.com



MORE INFO

www.phillipsedison.com








PHILLIPS EDISON & COMPANY®

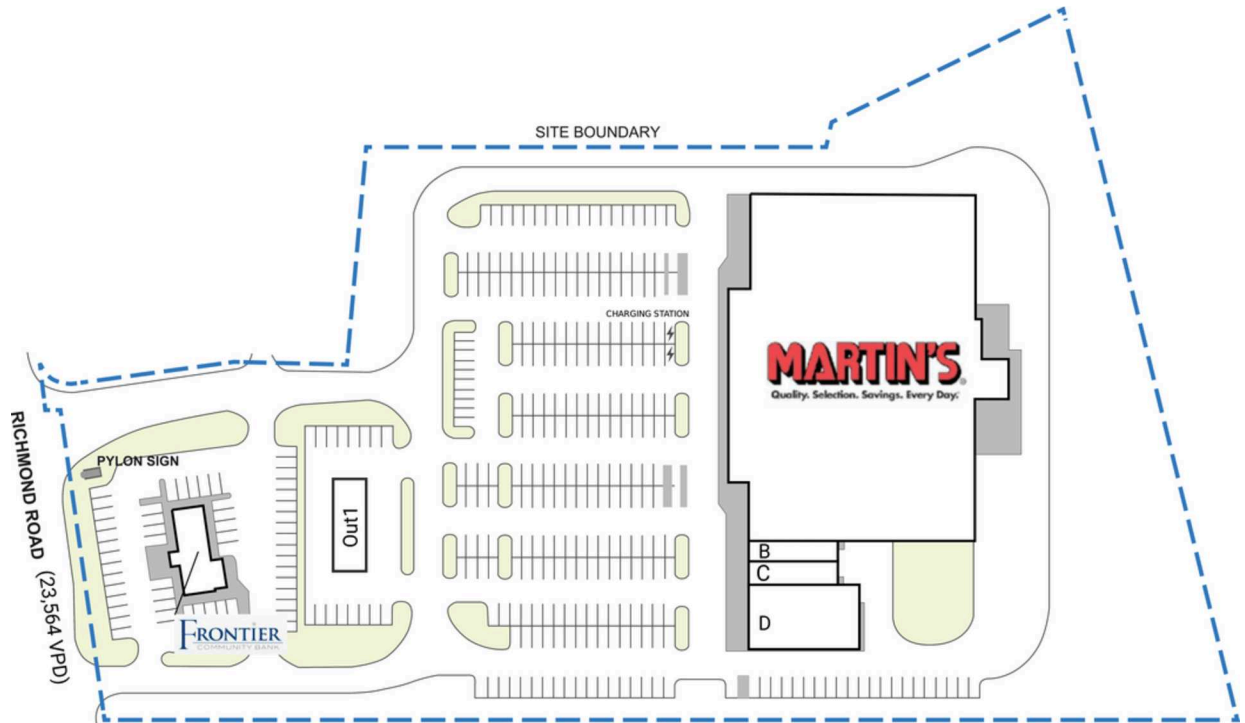
STAUNTON PLAZA

1015 Richmond Road | Staunton, VA 24401

SPACE	TENANT	SQ. FT.
A	Martin's	68,715 SF
B	Salon Platinum	1,360 SF
C	Classy Nails	1,840 SF
D	Hot Wok	5,850 SF
FG	Frontier Community Bank	2,500 SF
Out1	Martin's Fuel	1 SF
TOTAL SQ. FT.		80,266

SITE LEGEND

 Available	 Occupied
 Leased (not occupied)	 Owned by Others
 Site Boundary	



DISCLAIMER - This site plan is for general information purposes only and is not intended to constitute representations and warranties by Landlord as to the ownership of the real property depicted herein or the identity or nature of any occupants thereof.

STAUNTON PLAZA

1015 Richmond Road | Staunton, VA 24401



STAUNTON PLAZA

1015 Richmond Road | Staunton, VA 24401



Demographic Summary Report

1990 - 2000 Census, 2023 Estimates & 2028 Projections

Calculated using TAS Retrieval Retrieval

Apr 17, 2024



Latitude: 38.139851

Longitude: -79.045754

Staunton Plaza Staunton, VA		1.00 Mile Radius	3.00 Mile Radius	5.00 Mile Radius
Population	Q4 2023 Estimated Population	1,750	24,045	41,898
	2028 Projected Population	1,802	24,737	43,339
	2010 Census Population	1,280	21,373	37,469
	2000 Census Population	1,470	21,133	34,607
	1990 Census Population	1,831	21,508	33,805
	Historical Annual Growth 1990 to 2000	-2.17%	-0.18%	0.23%
	Historical Annual Growth 2000 to 2010	-1.38%	0.11%	0.80%
	Estimated Annual Growth 2010 to 2023	2.30%	0.86%	0.82%
	Projected Annual Growth 2023 to 2028	0.58%	0.57%	0.68%
	Median Age	39.4	41.2	42.0
Households	Q4 2023 Estimated Households	782	10,540	17,701
	2028 Projected Households	808	10,864	18,341
	2010 Census Households	584	9,275	15,725
	2000 Census Households	343	8,438	13,978
	1990 Census Households	338	8,222	13,011
	Historical Annual Growth 1990 to 2000	0.14%	0.26%	0.72%
	Historical Annual Growth 2000 to 2010	5.44%	0.95%	1.18%
	Estimated Annual Growth 2010 to 2023	2.16%	0.93%	0.86%
	Projected Annual Growth 2023 to 2028	0.64%	0.61%	0.71%
	Population per Household	2.02	2.14	2.21
Population by Race	White	69.1%	80.0%	81.9%
	Black or African American	16.4%	9.8%	8.7%
	Asian & Pacific Islander	5.3%	1.5%	1.2%
	Other Races	6.6%	4.7%	4.4%
	Hispanic Population	2.6%	4.0%	3.8%
Income	Average Household Income	\$63,398	\$81,801	\$81,243
	Median Household Income	\$57,110	\$62,049	\$62,712
	Per Capita Income	\$30,725	\$37,499	\$35,877
Education (Age 25+)	Elementary	1.7%	2.2%	2.5%
	Some High School	5.3%	5.6%	5.4%
	High School Graduate	43.0%	30.7%	33.0%
	Some College	15.8%	20.6%	21.0%
	Associates Degree Only	8.2%	7.1%	7.3%
	Bachelors Degree Only	16.1%	17.4%	17.8%
	Graduate Degree	9.9%	16.3%	13.1%
Business	Number of Businesses	156	1,015	1,708
	Total Number of Employees	1,461	10,317	18,697
	Employees per Business	9.35	10.16	10.95
	Residential Population per Business	11.20	23.68	24.54

This report was produced using data from private and government sources deemed to be reliable and is herein provided without representation or warranty.